

Faucet Aerator - 1.5 gpm max Pressure Compensating Regular Size



flow, stop and go®

Features and Benefits

- **Unique silicone bottom for easy cleaning.**
- Watercolours™ design: Color coding to identify flow rate and stream pattern.
- Patented construction provides a splash-free stream, well-aerated and soft to the touch.
- Pressure compensating for constant flow from 20 to 80 psi.
- Unique screenless 100% plastic Cascade™ construction hinders lime build up.
- Anti-clogging dome screen filters sediment and particles.
- Compatible with regular and vandal proof M22 & M24 metric housings.
- Available housing finishes: chrome, polished brass, brushed nickel and oil rubbed bronze.
- Laser marked housings with statutory marks.

Certifications

ANSI/ NSF® -61-372
ASME A112.18.1M and CSA B125
Meets **CALGreen** requirements
WaterSense



Thread & Part Number

Part #	Designation	Thread Size
SLA-150INST-P	Insert only	
SLA-150MST-P	Regular male	15/16"-27
SLA-150FST-P	Regular female	55/64"-27
SLA-150DTST-P	Regular dual thread	15/16"-27 x 55/64"-27

Other product combinations available.

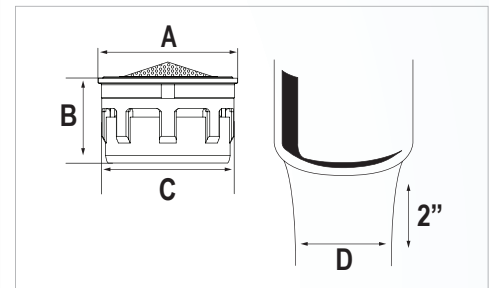
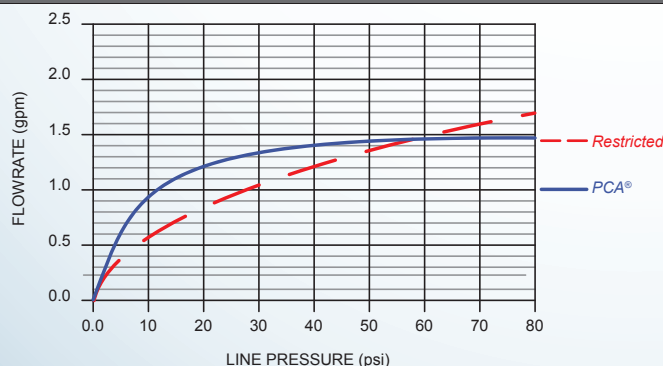
Packaging:

Inserts 1 pc (bag), 6 pcs (bag), 50 pcs (bag)
Reg. male/female/dual thread 1 pc (bag), 6 pcs (tube), 50 pcs (tray)

Color Code

Dome	Flow Regulator	Basket
Clear	Green	Dark Gray


Flow Rate Curve



Dimensions

No	mm	In
A	20.88	.821
B	13.55	.533
C	19.97	.786
D	≈ 13	≈ 1/2

Housings



Technical Data

Materials: Body Acetal
Tip Silicone
O-ring EPDM
Washer EPDM

Continuous

max. 60 °C / max. 140 °F

90psi max. / 6.2bar max.

Short-term (5 minutes max.) Per ASME A112.18.1 testing requirements.

max. 70 °C / max. 160 °F

125psi max. / 8.5bar max.